

**CONSOLIDATED
CONTRACTORS
COMPANY**



Samer Khoury
Chairman



- Our History
- CCC Revenue & Manpower
- CCC Around the world & Data Today
- GCC 2025 by Country & by Sector
- GCC Renewables by Country & by Sector
- Drivers for the Construction Industry
- The Role of Greek Construction Companies and Vendors
- CCC's Role in Bridging Greek and Arab Companies





Modest Beginnings

- Established as the 1st Arab construction company
- Awarded multiple projects in the Middle East
- Built our 1st Oil & Gas Pipeline (Iraq to Jordan)

A Concrete Base

- Became a major general contractor
- Entered the North African market (Libya)

New Sectors

- Expanded into the Infrastructure & Power markets
- Our 1st LNG Project on Das Island, Abu Dhabi, UAE
- Formed National Petroleum Construction Company (NPCC) & CCC Underwater Engineering

Market Diversification

- Entered EPC market
- Awarded our 1st project in Sub-Saharan Africa
- Acquired Morganti (USA) & ACWA (UK)





Complete Development

- Entered the CIS market
- Acquired SICON Oil & Gas (Italy)
- Awarded multiple mega Oil & Gas Projects



Into the Millennium

- Became the Largest Construction Company in the Middle East & the “Contractor of Choice” for major clients
- Period of gigantic projects
- Achieved exponential growth
- Became ISO & OHSAS certified in 2001
- Entered Oceania / South East Asian markets
- Reached US\$ 6 Billion annual revenue

Global Solution Provider

- Strengthened our position across multiple industries and markets
- Management of 180,000 employees
- Owned more than US\$ 1 Billion worth of construction equipment
- Annual revenue US\$ 5.6 Billion averaged over 10 years

Into a New Era

- Continue to be a market leader
- Moving towards a Zero Carbon footprint
- Investing in innovation: Shaping the future of construction

CCC Revenue



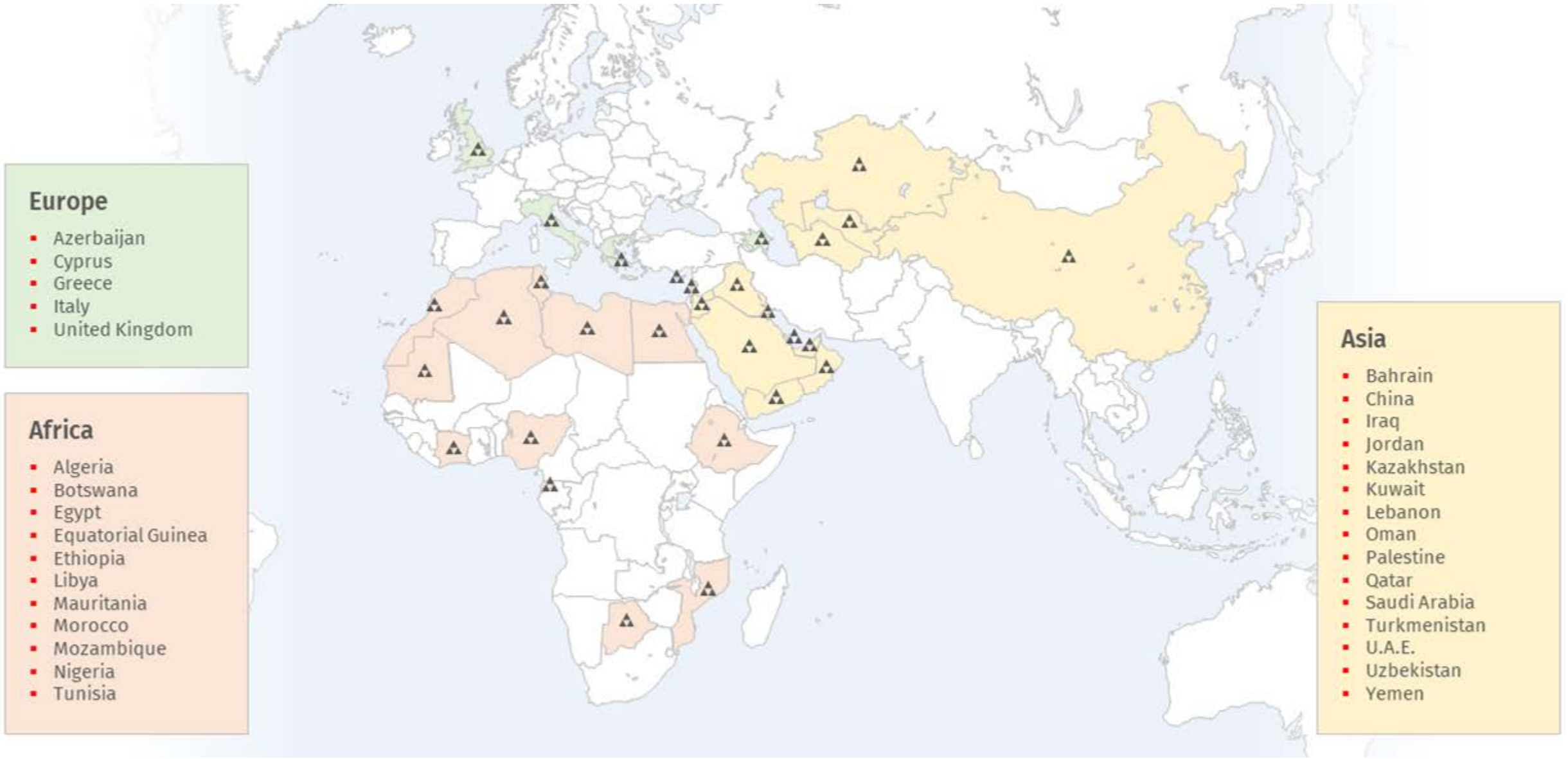
<i>(\$B)</i>	2023	2024	2025
Sales	3.8	4.6	5.0
Revenue	1.6	3.0	4.5
Backlog	7.0	9.0	10.0

CCC Manpower



	2018	2019	2023	2024	2025
Review (\$B)	4.5	3.4	1.6	3	4.5
Staff	16,950	18,800	6,500	11,000	15,000
Daily	80,700	70,000	28,600	55,000	75,000
S/C	24,000	20,000	8,500	16,000	22,000
Total	121,600	108,800	43,600	82,000	112,000

CCC OFFICES AROUND THE WORLD



CCC Data Today




- Successfully completed over US\$ 300 Billion of projects in a span of seven decades.
- Proven track record attested by the enduring quality of our projects and our long-term partnership with clients.
- Through our global reach we have gained the expertise to cater for challenging projects in the most demanding locations.



years of experience

70



completed projects

1,355




countries

57




ongoing projects

34



area offices

43



employees worldwide

46,000



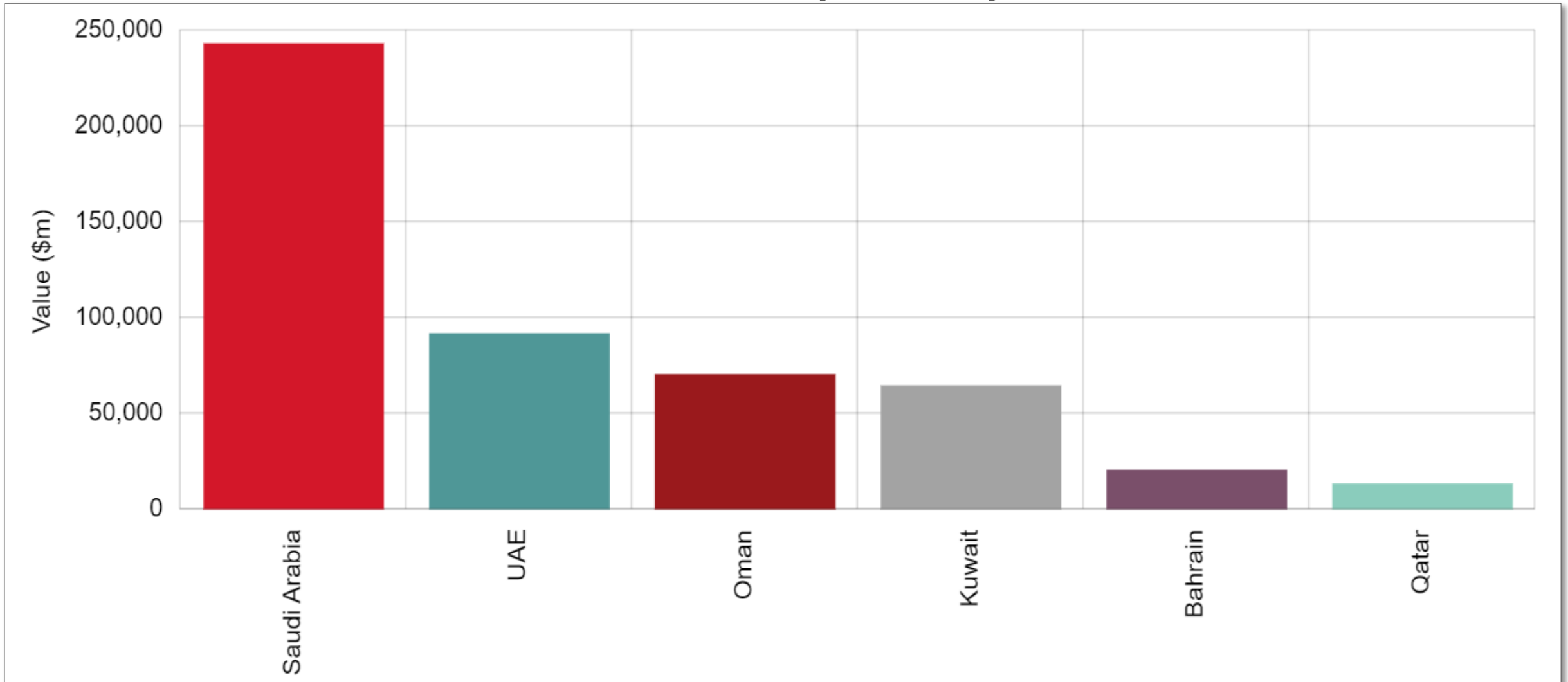
pieces of equipment

6,940

Growth and Potentials of Construction Industry in Arab Countries

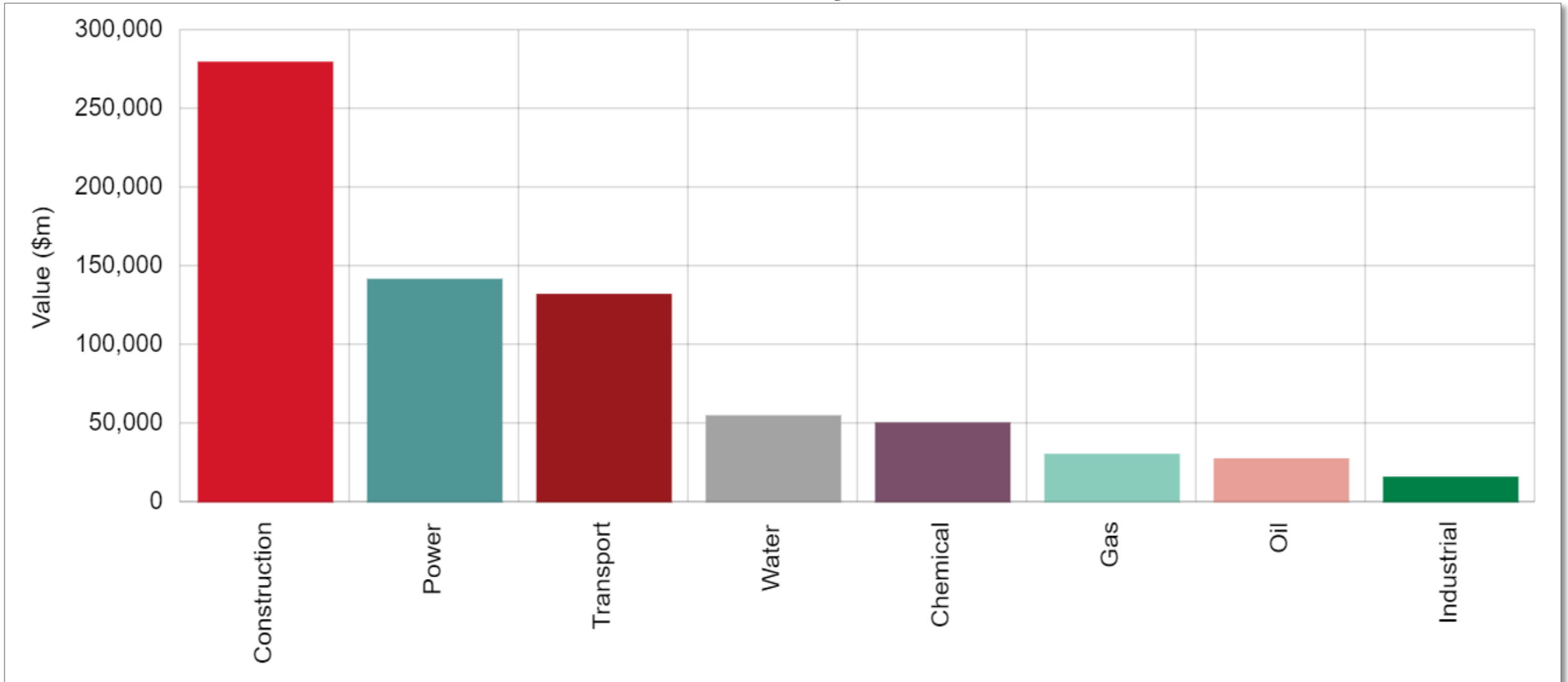


GCC 2025 by Country



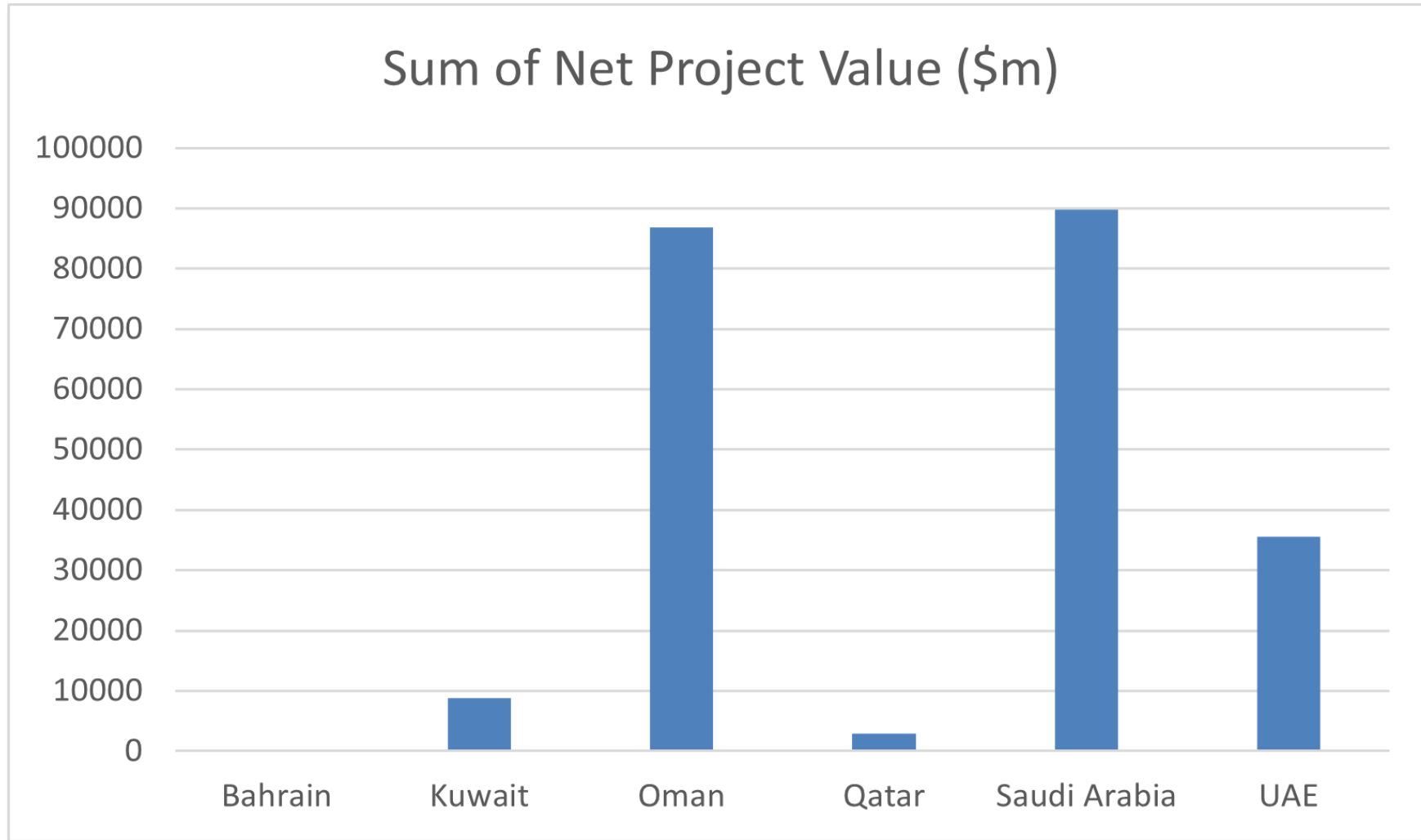


GCC 2025 by Sector



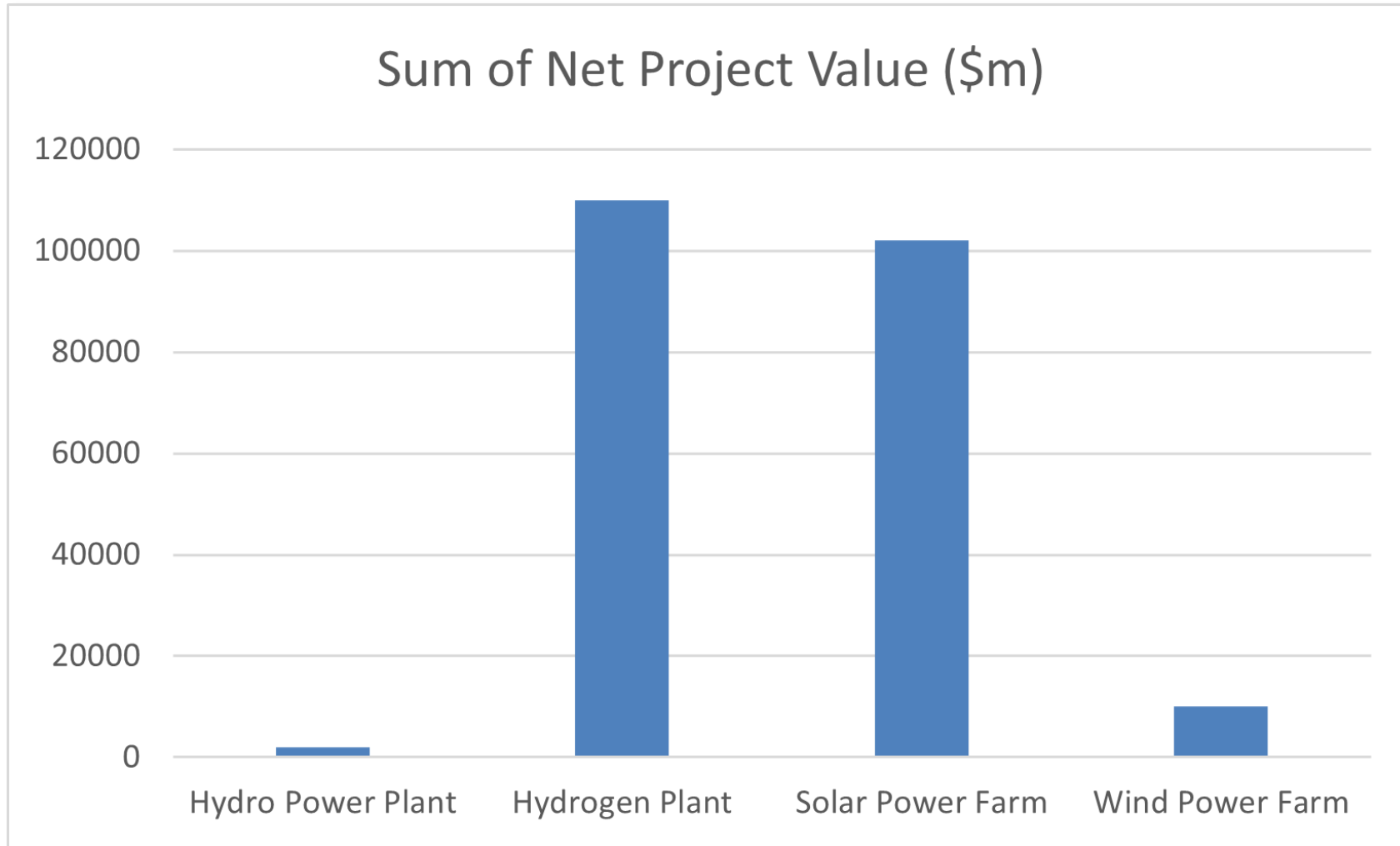


GCC Renewables by Country





GCC Renewables by Sector





- Factors driving the growth of the construction industry in Arab countries:
 - Demographical Growth
 - Oil & Gas Prices
 - Energy Transition
 - Etc.
- The role of economic policies, investments, and technology.



- The potential involvement of Greek construction companies and vendors in these projects.
- Potential partnerships and collaborations with Arab companies.



- CCC establishment in Greece since the 1970s
- CCC's pioneering role and impact on Greek-Arab relations.
- CCC facilitating collaborations between Greek and Arab companies.

**CONSOLIDATED
CONTRACTORS
COMPANY**



Q&A